

Cellular control commands

System can be controlled with voice and SMS text commands from the owner master phone number (M1) and additional registered numbers (M2, M3, M4).

The first incoming call telephone number shall be automatically recorded as M1 master number. All commands received from M1 number are executed without a GSM PIN code in default configuration. PIN code is recorded by owner at initial call from M1 number.

Commands from M2...M4 numbers are executed with PIN code in the beginning, i.e. system arming command: 1234 11; where 1234 – PIN code, 11 – arming command number.

Voice call commands

Command	Function	M1	M2, M3, M4	Guest phones
0	Listen commands menu	✓	✓	✓
10	Disarming	✓	✓	✓
101	Silent disarming	✓	✓	✓
11	Arming	✓	✓	✓
111	Silent arming	✓	✓	✓
12	Arming with shock sensors disabled	✓	✓	✓
13	Arming with auxiliary sensor disabled	✓	✓	✓
14	Arming with shock sensor warning level disabled	✓	✓	✓

Command	Function	M1	M2, M3, M4	Guest phones
15	Arming with tilt sensor disabled	✓	✓	✓
20	Remote engine stop	✓	✓	✗
21	Remote engine start	✓	✓	✗
31	Activate Anti-hijack mode	✓	✓	✓
40	Request location	✓	✓	✓
41	Request vehicle state	✓	✓	✓
50	Disable Service mode	✓	✓	✗
51	Enable service mode	✓	✓	✗
70	Disable Hands Free	✓	✓	✗
71	Enable Hands Free	✓	✓	✗



















SMS text commands

Text commands	Function	M1	M2, M3, M4	Guest phones
10	Disarming	✓	✓	✓
ARM-				







O-					
	101	Silent disarming	✓	✓	✓
11	Arming		✓	✓	✓
ARM+					
O+					
	111	Silent arming	✓	✓	✓
12	Arming with shock sensors disabled		✓	✓	✓
13					
14					
15	Arming with tilt sensor disabled		✓	✓	✓
19					
PANIC					
20	Remote engine stop		✓	✓	-
ENG-					







21	Remote engine start			
ENG+				
220	Stop parking heater			
221	Start parking heater			
40	Request location			
GPS				
41	Request vehicle state			
AUTO				
45	Request cell connection status and SIM card balance			
BALANCE				
30 XXXX	Emergency disarming, where XXXX - emergency disarm code from personal ID card			
A- XXXX				
31	Activate Anti-hijack mode			
A+				

50	Disable Service mode			
S-				
51	Enable Service mode			
S+				
69	Activate video recorder (dashcam)			
VIDEOREG				
70	Disable Hands Free			
R-				
71	Enable Hands Free			
R+				
VALIDATOR-	Reset PIN-to-Drive code by factory buttons			
8N	Activate FlexibleLogic program, where N – program number			
SETTING+	Enter configuration via BLE			







SETTING-	Exit configuration via BLE			
FWUPDATE VER LANG	Firmware update via internet, where VER – firmware version number (can be written without dots, optional parameter); LANG — firmware language version (optional parameter): RU / EN / DE, ES / IT. If no any parameter added, then the latest release version and same language firmware is uploaded.			
FWUPDATE STOP	Stop firmware update via internet			
FWUPDATE?	Request status of firmware updating via internet			
MAYAK+	Enable periodic connection mode (Beacon mode)			
MAYAK-	Disable periodic connection mode (Beacon mode)			







Info commands




Text commands	Function	M1	M2, M3, M4	Guest phone
05	Request registered accessories list			
REG?				
06	Request current GSM PIN code			
GSMPSW?				




07	Request registered master phone numbers			
TEL				
PHONES				
09	Request GSM signal strength, battery voltage, firmware version status			
INFO				
















GSM settings commands




























Text commands	Function	M1	M2, M3, M4	Guest phone
0000XXXX	Record new GSM PIN code, where XXXX — new PIN code.			
0000 XXXX				
GSMPSWXXXX				
GSMPSW XXX				
0050XXXXYYYY	Record new emergency disarm code, <ul style="list-style-type: none">• where XXXX — current code;• YYYY — new code.			
0050 XXXX YYYY				
PINXXXXXXXXXX				
PIN XXXX YYYY				




0001XYXXX	<p>Record new M1 phone number, where:</p> <ul style="list-style-type: none">• where X — alert call at alarm (1 — On, 0 — Off);• Y — SMS alert at alarm (1 — On, 0 — Off);• XXX — new phone number in international format +7555555 5555. <p>M1 phone number can not be deleted.</p>			
0001 XY XXX				
M1XYXXX				
M1 XY XXX				
0002XYXXX	<p>Record new M2 phone number, where:</p> <ul style="list-style-type: none">• where X — alert call at alarm (1 — On, 0 — Off);• Y — SMS alert at alarm (1 — On, 0 — Off);• XXX — new phone number in international format +7555555 5555.			
0002 XY XXX				
M2 XY XXX				

M2XYXXX				
0003XYXXX	<p>Record new M3 phone number, where:</p> <ul style="list-style-type: none">• where X — alert call at alarm (1 — On, 0 — Off);• Y — SMS alert at alarm (1 — On, 0 — Off);• XXX — new phone number in international format +7555555 5555.			
0003 XY XXX				
M3XYXXX				
M3 XY XXX				


0004XYXXX	<p>Record new M4 phone number, where:</p> <ul style="list-style-type: none">• where X — alert call at alarm (1 — On, 0 — Off);• Y — SMS alert at alarm (1 — On, 0 — Off);• XXX — new phone number in international format +7555555 5555.			
0004 XY XXX				
M4XYXXX				
M4 XY XXX				
	<p>If XY parameters not entered, then current M4 number will be deleted.</p>			

ZZZZ9900PINXYXXX	<p>Emergency changing M1 phone number:</p> <ul style="list-style-type: none">• ZZZZ — GSM PIN code;• PIN — emergency disarm code;• X — alert call at alarm (1 — On, 0 — Off);• Y — SMS alert at alarm (1 — On, 0 — Off);• XXX — new phone number in international format +7555555555. <p>This command can be sent from any phone number.</p>			
ZZZZ 9900 PIN XY XXX				
ZZZZEM1PINXYXXX				
009401	Enable all control commands for M2 as forM1			
M2+				
009400	Disable all control commands for M2 as for M1			
M2-				
009500	Enable control commands from guest phone			
GUEST+				
009501	Disable control commands from guest phone			







GUEST-				
00961	Enable GSM PIN request forM1			
M1PSW+				
00960	Disable GSM PIN request forM1			
M1PSW-				
APN?	Request active SIM card APN			
APN NAME LOGIN PSW	<p>Record APN for active SIM card, where:</p> <ul style="list-style-type: none"> • NAME — APN name (mandatory parameter) • LOGIN PSW — login and password for access (optional parameters). <p>If no any parameters entered, then current APN settings will be deleted.</p>			
00520	Disable notification on switching to roaming			
00521	Enable notification on switching to roaming			
00522	Enable notification on switching to roaming with automatic data internet off			
00523	Enable data internet in roaming			
00524	Disable data internet in roaming			

0069X	Setting interval of forwarding all incoming SMS from unregistered numbers and USSD from cell carrier to M1 phone, where: X — interval in min (1 - 60 min).			
FORWARD X				

Voice call commands

Voice menu command	Function	M1	M2, M3, M4	Guest phone
61	Enable interior listening for 4 min or until owner hang up a phone call.			

Switching SIM cards

Text commands	Function	M1	M2, M3, M4	Guest phones
SIMMAIN X	Record priority SIM card, where: X — priority operation SIM card (0 — no priority SIM card, both are equal; 1 — 1st SIM is main, 2nd SIM card is supplementary; 2 — 2nd SIM is main, 1st SIM card is supplementary). Value 1 is set as default.			
SIMMAIN?	Request current SIM cards priority			
SIMNUM?	Request operating SIM cards number	