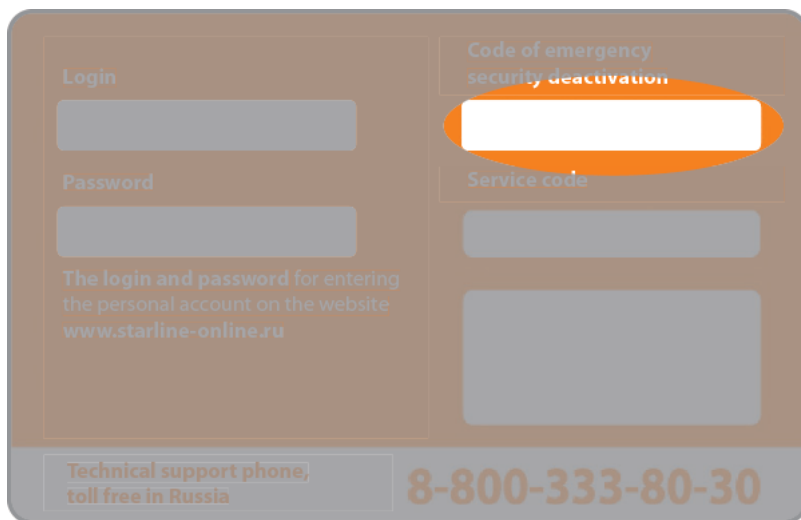


# Emergency security deactivation

If the tag was lost, the tag battery has discharged, there is no access to the mobile application or the «Anti hijack» mode is on, use the code of emergency security deactivation given on the plastic card.

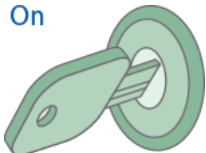


The image shows a screenshot of the Starline online service interface. On the left, there are fields for 'Login' and 'Password', with a note below them: 'The login and password for entering the personal account on the website www.starline-online.ru'. On the right, there are fields for 'Code of emergency security deactivation' (highlighted with an orange oval) and 'Service code'. At the bottom, there is a 'Technical support phone, toll free in Russia' number: 8-800-333-80-30.

Do the following to deactivate complex security:

1. Switch on the ignition. The «Alarm» mode is activated.

On



2. Press the service button the number of times corresponding to the first digit of the code of emergency security deactivation.

Press  
X times

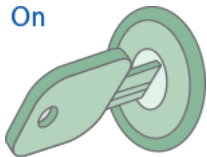


X - the first digit  
of the code  
of emergency  
security deactivation

3. Switch on ignition or wait for 5 seconds. The LED on the service button will light up, the number of flashes will correspond to the ordinal number of the digit of the code of emergency security deactivation (1,2, 3 or 4 times).



4. Switch on the ignition.  
On



5. Repeat items 2-4 for the remaining code digits.

If the code of emergency security deactivation is entered correctly, 3 short sound signals of the horn and 3 flashes of light signals will follow. The complex will set to the «Security off» mode.

If the code of emergency security deactivation is entered incorrectly 3 times, the possibility of repeated code entry will be blocked for 15 minutes and an SMS-notification will be sent to the owner's telephone.

An attempt at digit entry will be indicated by 5 LED flashes.

Example of entry of code 5342

	on		off		on	off		on	off	
Ignition										
Press the service button		5 times			3 times			4 times		
Flashes of the service button			1 time			23 times				times

	on		off		on	
Ignition						
Press the service button		2 times				
Flashes of the service button			4 times			3 times