

Owner authorization code (PIN-to-Drive)

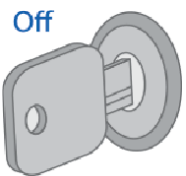
Pin-to-Drive code entered with factory buttons is used for secondary owner authorization at disarming and immobilizer mode.

Recording and changing authorization PIN code in registration mode:

1. Disarm system if it is armed.



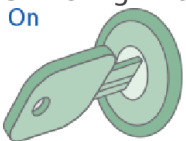
2. Switch ignition Off if it is On.



3. Push service button or external transceiver button 7 times.



4. Switch ignition On. 7 LED flashes and 7 beep sounds shall follow.



5. Entry into registration mode will be confirmed with 2 LED flashes and 2 beep sounds.



6. Enter a new PIN code with use of supported factory buttons with 3 sec and less intervals. Each pushing will be indicated with one LED flash.

Press the **standard**
car buttons



Authorization PIN code may consist of 2 to 25 push sequence of factory buttons. List of supported factory buttons is published at can.starline.ru for each supported vehicle. If pushing a button is not indicated with a LED flash, then this button is not supported via CAN bus.

7. Code entry will be confirmed in 3 sec with 2 LED flashes and 2 beep sounds.

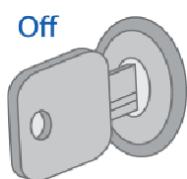


8. Enter a new Pin code once again.

9. Properly repeated new code entry will be confirmed with 2 LED flashes and 2 beep sounds. Invalid code entry is followed with 4 LED flashes and 4 sounds, then repeat 5...8 steps.



10. Switch ignition Off within 10 sec to exit registration mode.



11. Exit from registration mode will be confirmed with 2 LED flashes and 2 beep sounds.



Deleting authorization PIN code

1. Disarm system if it is armed



2. Switch ignition Off if it is On



3. Push service button or external transceiver button 7 times.

Press
7 times



4. Switch ignition On. 7 LED flashes and 7 beep sounds shall follow.

On



5. Entry into registration mode will be confirmed with 2 LED flashes and 2 sounds.

2 times



6. Push service button 3 times.

7. Wait for the long LED light up confirming that existing authorization PIN code has been erased from memory.

8. Switch ignition Off.

Off



9. Exit from registration mode will be confirmed with 2 LED flashes and 2 beep sounds.
-