

Cellular control commands

FSystem can be controlled with voice and SMS text commands from the owner master phone number (M1) and additional registered numbers (M2, M3, M4).

The first incoming call telephone number shall be automatically recorded as M1 master number. All commands received from M1 number are executed without a GSM PIN code in default configuration. PIN code is recorded by owner at initial call from M1 number.

Commands from M2...M4 numbers are executed with PIN code in the beginning, i.e. system arming command: 1234 11; where 1234 - PIN code, 11 - arming command number.

Voice call commands

Command	Function	M1	M2, M3, M4	Guest phones
0	Listen commands menu	✓	✓	✓
10	Disarming	✓	✓	✓
101	Silent disarming	✓	✓	✓
11	Arming	✓	✓	✓
111	Silent arming	✓	✓	✓
12	Arming with shock sensors disabled	✓	✓	✓
13	Arming with auxiliary sensor disabled	✓	✓	✓
14	Arming with shock sensor warning level disabled	✓	✓	✓

Command	Function	M1	M2, M3, M4	Guest phones
15	Arming with tilt sensor disabled	✓	✓	✓
20	Remote engine stop	✓	✓	✗
21	Remote engine start	✓	✓	✗
31	Activate Anti-hijack mode	✓	✓	✓
40	Request location	✓	✓	✓
41	Request vehicle state	✓	✓	✓
50	Disable Service mode	✓	✓	✗
51	Enable service mode	✓	✓	✗
70	Disable Hands Free	✓	✓	✗
71	Enable Hands Free	✓	✓	✗

SMS text commands

Text commands	Function	M1	M2, M3, M4	Guest phones
10	Disarming	✓	✓	✓
ARM-				

O-					
101	Silent disarming				
11	Arming				
ARM+					
O+					
111	Silent arming				
12	Arming with shock sensors disabled				
13	Arming with auxiliary sensor disabled				
14	Arming with shock sensor warning level disabled				
15	Arming with tilt sensor disabled				
19	Panic activation				
PANIC					
20	Remote engine stop				
ENG-					







21	Remote engine start			
ENG+				
220	Stop parking heater			
221	Start parking heater			
40	Request location			
GPS				
41	Request vehicle state			
AUTO				
45	Request cell connection status and SIM card balance			
BALANCE				
30 XXXX	Emergency disarming, where XXXX - emergency disarm code			
A- XXXX				
31	Activate Anti-hijack mode			
A+				

50	Disable Service mode			
S-				
51	Enable Service mode			
S+				
69	Activate video recorder (dashcam)			
VIDEOREG				
70	Disable Hands Free			
R-				
71	Enable Hands Free			
R+				
VALIDATOR-	Reset PIN-to-Drive code by factory buttons			
8N	Activate FlexibleLogic program, where N – program number			
SETTING+	Enter configuration via BLE			







SETTING-	Exit configuration via BLE			
FWUPDATE VER LANG	Firmware update via internet, where VER – firmware version number (can be written without dots, optional parameter); LANG — firmware language version (optional parameter): RU / EN / DE, ES / IT. If no any parameter added, then the latest release version and same language firmware is uploaded			
FWUPDATE STOP	Stop firmware update via internet			
FWUPDATE?	Request status of firmware updating via internet			
MAYAK+	Enable periodic connection mode (Beacon mode)			
MAYAK-	Disable periodic connection mode (Beacon mode)			

Info commands






Text commands	Function	M1	M2, M3, M4	Guest phone
05	Request registered accessories list			
REG?				
06	Request current GSM PIN code			
GSMPSW?				

07	Request registered master phone numbers			
TEL				
PHONES				
09	Request GSM signal strength, battery voltage, firmware version status			
INFO				

GSM settings commands



























Text commands	Function	M1	M2, M3, M4	Guest phone
0000XXXX	Record new GSM PIN code, where XXXX — new PIN code			
0000 XXXX				
GSMPSWXXXX				
GSMPSW XXX				
0050XXXXYYYY	Record new emergency disarm code, where: <ul style="list-style-type: none"> XXXX — current code YYYY — new code 			
0050 XXXX YYYY				
PINXXXXYYYY				
PIN XXXX YYYY				

0001XYXXX	<p>Record new M1 phone number, where:</p> <ul style="list-style-type: none"> • X — alert call at alarm (1 — On, 0 — Off) • Y — SMS alert at alarm (1 — On, 0 — Off) • XXX — new phone number in international format +7555555555 <p>M1 phone number can not be deleted</p>	✓	-	-
0001 XY XXX				
M1XYXXX				
M1 XY XXX				
0002XYXXX	<p>Record new M2 phone number, where:</p> <ul style="list-style-type: none"> • X — alert call at alarm (1 — On, 0 — Off) • Y — SMS alert at alarm (1 — On, 0 — Off) • XXX — new phone number in international format +7555555555 <p>If XY parameters not entered, then current M2 number will be deleted</p>	✓	-	-
0002 XY XXX				
M2 XY XXX				
M2XYXXX				

0003XYXXX	<p>Record new M3 phone number, where:</p> <ul style="list-style-type: none"> • X — alert call at alarm (1 — On, 0 — Off) • Y — SMS alert at alarm (1 — On, 0 — Off) • XXX — new phone number in international format +7555555555 			
0003 XY XXX				
M3XYXXX				
M3 XY XXX				
0004XYXXX	<p>Record new M4 phone number, where:</p> <ul style="list-style-type: none"> • X — alert call at alarm (1 — On, 0 — Off) • Y — SMS alert at alarm (1 — On, 0 — Off) • XXX — new phone number in international format +7555555555 			
0004 XY XXX				
M4XYXXX				

If XY parameters not entered, then current M3 number will be deleted

M4 XY XXX				
ZZZZ9900PINXYXXX	<p>Emergency changing M1 phone number:</p> <ul style="list-style-type: none"> • ZZZZ — GSM PIN code • PIN — emergency disarm code • X — alert call at alarm (1 — On, 0 — Off) • Y — SMS alert at alarm (1 — On, 0 — Off) • XXX — new phone number in international format +7555555555 <p>This command can be sent from any phone number</p>			
ZZZZ 9900 PIN XY XXX				
ZZZZEM1PINXYXXX				
009401	<p>Enable all control commands for M2 as for M1</p>			
M2+				
009400	<p>Disable all control commands for M2 as for M1</p>			
M2-				
009500	<p>Enable control commands from guest phone</p>			
GUEST+				

009501	Disable control commands from guest phone			
GUEST-				
00961	Enable GSM PIN request for M1			
M1PSW+				
00960	Disable GSM PIN request for M1			
M1PSW-				
APN?	Request active SIM card APN			
APN NAME LOGIN PSW	<p>Record APN for active SIM card, where:</p> <ul style="list-style-type: none"> • NAME — APN name (mandatory parameter) • LOGIN PSW — login and password for access (optional parameters) <p>If no any parameters entered, then current APN settings will be deleted</p>			
00520	Disable notification on switching to roaming			
00521	Enable notification on switching to roaming			
00522	Enable notification on switching to roaming with automatic data internet off			
00523	Enable data internet in roaming			

00524	Disable data internet in roaming			
0069X	Setting interval of forwarding all incoming SMS from unregistered numbers and USSD from cell carrier to M1 phone, where: X — interval in min (1 - 60 min)			
FORWARD X				

Voice call commands

Voice menu command	Function	M1	M2, M3, M4	Guest phone
61	Enable interior listening for 4 min or until owner hang up a phone call			

Switching SIM cards

Text commands	Function	M1	M2, M3, M4	Guest phones
SIMMAIN X	Record priority SIM card, where: X — priority operation SIM card (0 — no priority SIM card, both are equal; 1 — 1st SIM is main, 2nd SIM card is supplementary; 2 — 2nd SIM is main, 1st SIM card is supplementary). Value 1 is set as default			
SIMMAIN?	Request current SIM cards priority			
SIMNUM?	Request operating SIM cards number			